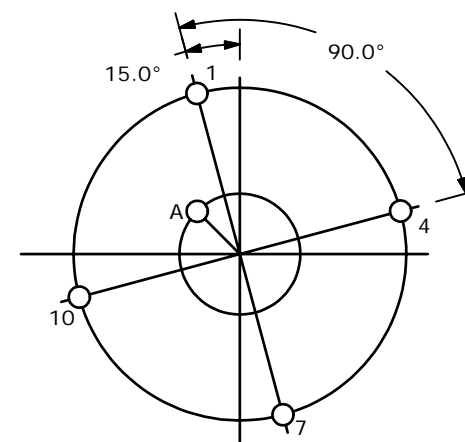
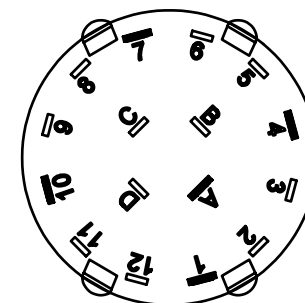

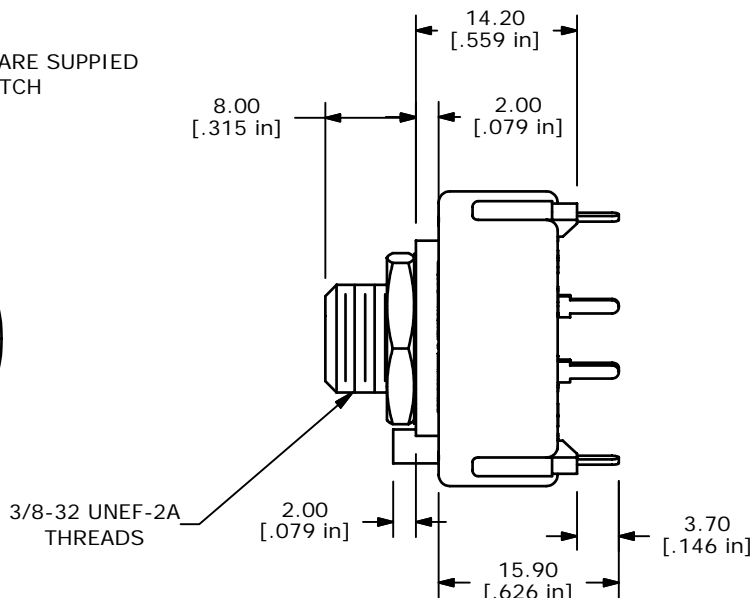


HARDWARE SUPPLIED ON SWITCH ▲



P.C.B. LAYOUT

- NOTE:
1. ALL DIMENSIONS IN MM[INCH].
 2. GENERAL TOLERANCE: X.X=±0.4
X.XX=±0.25
 3. TERM. NOS. FOR REFERENCE ONLY.
 4. CONTACT MATERIAL: SILVER
 5. CONTACT RATING: 0.3A @ 125 VAC
 6. OPERATING FORCE 500±200 GRAMS
 7. OPERATING TEMP: -30°C TO 85°C
 - ▲8. CIRCUIT DP: 4 POSITION 90° INDEX.
 9. DIELECTRIC STRENGTH: 500VAC FOR 1 MIN.
 - ▲10. HARDWARE SUPPLIED ON SWITCH:
LOCKWASHER, HEXNUT, STOP RING
 11. ▲DENOTES CRITICAL PARAMETER.

E-SWITCH®

C	15367	ADD PCB LAYOUT	10/6/05	PH
B	15349	REVISED AND REDRAWN	9/29/05	PH
REV	PCR NO	DESCRIPTION	DATE	BY

TITLE KC58D01NPS				
SCALE	DATE	DR	DWG	REV
1.5:1	7/19/2005	DM	G511004	C

THE INFORMATION CONTAINED IN THIS DOCUMENT IS PROPRIETARY TO E-SWITCH AND IS NOT TO BE COPIED OR TRANSFERRED